



Quarter 3 Financial Update



Angie Banks, CFO

April 9, 2024



SLPS Strategic Values



Highly Effective
Educators and
Leaders




Authentic Family
and Community
Partnership



Equitable and
Multiple Sources
of Data



Joyful and
Engaged
Students



Personalized
Supports and
Innovative Pathways



College and
Career Ready
Critical Thinkers

Values Across Our Student Goals



Agenda



- FY2023-24 Quarter 3 YTD Preliminary Results
 - ESSER III
 - All Revenues by Source
 - All Expenditures by Category

- Financial Outlook

- Questions



ESSER III – FY2023 and FY2024 YTD



TOTAL ESSER III ALLOCATION	\$104,818,935	DESCRIPTION
Indirect	\$4,025,047	4%
Net ESSER III Allocation	\$100,626,178	
Grant Spend-to-Date	\$74,685,625	
Grant Utilization	74.2%	
Categories		
Safe Operation of Schools & Covid Costs	3,868,961	Student Backpacks, School Supplies, Summer School Transportation
Social Emotional & Mental Health Services	763,484	SEL Curriculum, Social Emotional & Mental Health Services
Unfinished Learning Initiatives	21,630,851	Textbooks, Instructional Resources, AICs, Before/Afterschool Program
Technology Initiatives	1,221,610	Technology Repairs, Kronos Upgrade
Facilities	23,809,974	Contracted Repairs
Retention Incentives	23,202,817	August22, December22, May23, December23



FY2023-24: QUARTER 3



- Revenues: Property & Sales Taxes, Transportation, High Need Funds, Food Service, Smaller Federal Grants
- Purchased Services:
 - Instructional, Pupil & Staff Services – Nursing, Interpreting, SPED, OT/PT, Case Management, NPAS, Teacher Coding, Experiential Workshops, Springboard to Learning, PD Providers, PEGS, Early Learning Academy, Staffing Agencies
 - Communications, Data Processing, Tech Repairs & Maintenance – Ricoh, T-Mobile, AT&T, IPNS, Belcan, IPNS, KOA Hills, Microsoft, Illuminate, Medicaid, Vector, SafeSchools, Dell, Haddock, TSI, Advance Security
 - Transportation & Food Service – Regular, SPED, After School, McKinney Vento, Shared Cost, Taxi, Alternative, Southwest Food Excellence
 - Contracted Repairs & Maintenance – Fire Alarm, Boiler, Grease Trap, Painting, Hazardous Material, Water Inspection, Roof, Fence, Glass, Elevator, Security
 - Other Professional Services – Cordogan Clark, Grice/Trivers, Navigate, Learn & Earn, Arbiter Pay, SLPS Foundation, Paperless Pay, Moving Services



FY2023-24: QUARTER 3



■ Supplies & Materials

- General, Instructional, Operational, and Technology Supplies, and Technology Hardware < \$1,000

■ Capital Outlay

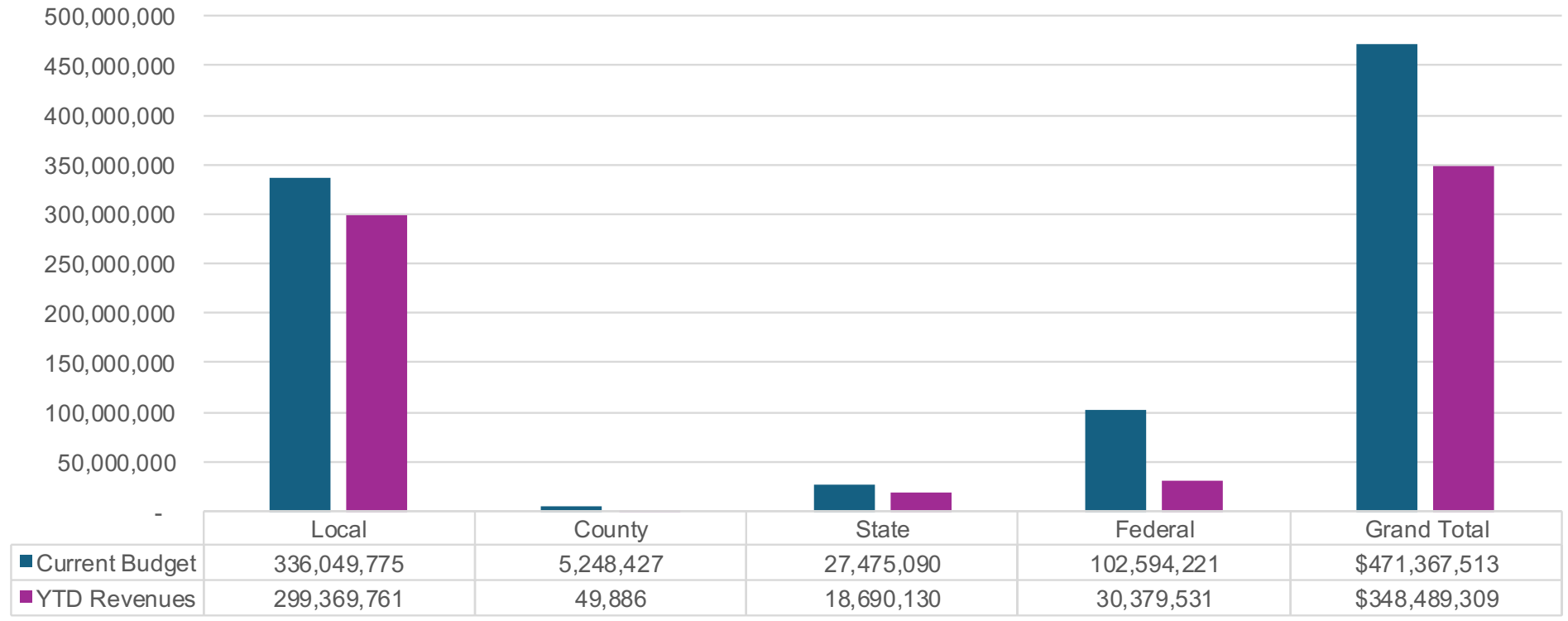
- Furniture & Technology > \$5,000 – Studio Curtains, Flexible Seating, Cafeteria Furniture, Smartboards, Laptops, Monitors, ActivPanels, Computers, Printers, Carts
- Software > \$5,000k – Kronos, Anti-Virus, Rackspace, SchoolMint, PowerSchool, Nimble, Metasys, Handshake, K-12 Curriculum Platform
- Land, Building & Other Improvements – Elevator Repair, HVAC Cleaning, Playgrounds, Fence Installation



Revenue Source	Current Budget	QTR 1	QTR 2	QTR 3	YTD Revenues	% Received
Local	336,049,775	15,047,522	132,062,721	152,259,518	299,369,761	89.1%
County	5,248,427	16,538	3,016	30,332	49,886	1.0%
State	27,475,090	5,352,866	7,447,484	5,889,780	18,690,130	68.0%
Federal	102,594,221	1,077,474	6,352,182	22,949,875	30,379,531	29.6%
Grand Total	\$471,367,513	\$21,494,400	\$145,865,402	\$181,129,506	\$348,489,309	73.9%

FY2023-24 QUARTER 3 REVENUES

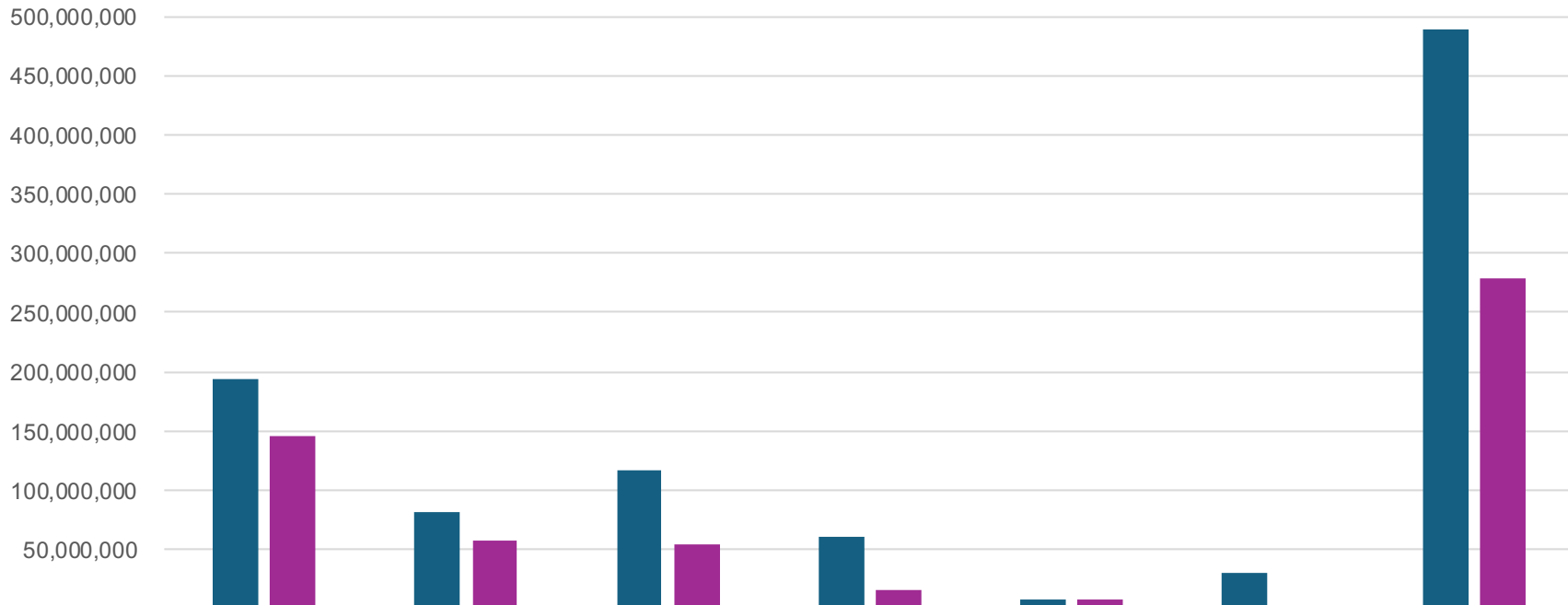
Year to Date Revenue by Source



FY2023-24 QUARTER 3 EXPENDITURES

Expenditure Category	Current Budget	Qtr 1	Qtr 2	Qtr 3	YTD Expenditures	% Expended
Salaries	193,423,400	32,911,924	55,951,874	56,539,005	145,402,804	75.2%
Employee Benefits	81,181,963	12,816,811	20,897,305	24,130,608	57,844,723	71.3%
Purchased Services	116,805,102	6,099,707	19,649,783	28,393,544	54,143,034	46.4%
Supplies & Materials	60,240,848	2,076,117	4,787,757	8,513,102	15,376,975	25.5%
Capital Outlay	7,839,370	232,127	2,443,230	5,033,011	7,708,369	98.3%
Short & Long Term Debt	30,000,000	-	(2,138,605)	318	(2,138,287)	-7.1%
Grand Total	\$489,490,683	\$54,136,686	\$101,591,344	\$122,609,588	\$278,337,619	56.9%

Year to Date Expenditures by Category



■ Current Budget	193,423,400	81,181,963	116,805,102	60,240,848	7,839,370	30,000,000	\$489,490,683
■ YTD Expenditures	145,402,804	57,844,723	54,143,034	15,376,975	7,708,369	(2,138,287)	\$278,337,619

FY2023-24 FINANCIAL OUTLOOK



- Strong Financial Position
 - ESSER III – approximately 74% expended, ~\$30M remaining
 - FY2023 Anticipated Unrestricted Fund Balance: ~46%
- Strategic Financial Planning and Budgeting
 - Higher Administrative Costs
 - Planned Deficit Spending
- Future Concerns
 - ESSER Funding Cliff
 - Legislation – Open Enrollment, Vouchers, Property Taxes, State Budget





QUESTIONS?

